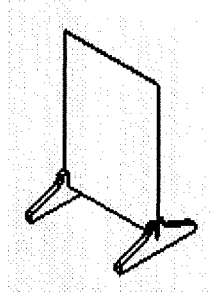
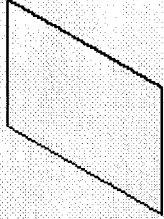
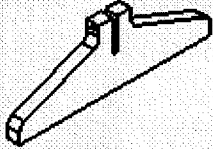


ASSEMBLY INSTRUCTIONS



COMPONENTS		
ACRYLIC	1	
FOOT	2	

REQUIRED TOOLS –ALLEN KEY

1. INSERT THE INCLUDED SCREWS INTO THE THREADED HOLES ON THE FEET.
2. INSERT ACRYLIC INTO THE FOOT SLOTS.
3. USE ALLEN KEY TO TIGHTEN THE SCREWS TO GRIP THE ACRYLIC.